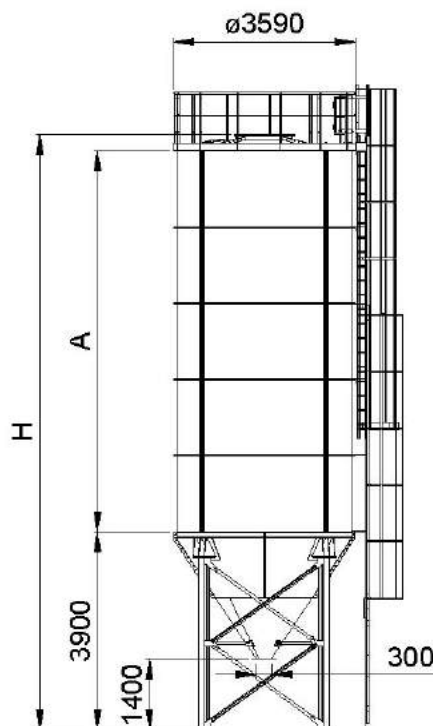


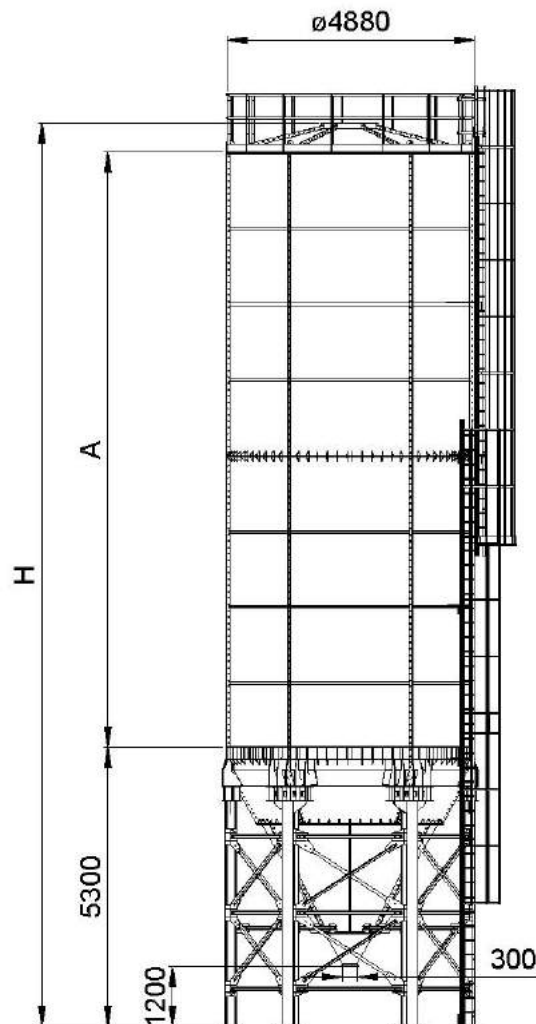
Dimension Specifications: Circular Panel Silo

| Mod. SPG 35 | | | |
|-------------|--------------------|-------|-------|
| Code | Capacity | A | H |
| SPG35.035 | 35 m ³ | 3000 | 7320 |
| SPG35.050 | 50 m ³ | 4500 | 8820 |
| SPG35.065 | 65 m ³ | 6000 | 10320 |
| SPG35.080 | 80 m ³ | 7500 | 11820 |
| SPG35.095 | 95 m ³ | 9000 | 13320 |
| SPG35.110 | 110 m ³ | 10500 | 14820 |
| SPG35.125 | 125 m ³ | 12000 | 16320 |
| SPG35.140 | 140 m ³ | 13500 | 17820 |
| SPG35.155 | 155 m ³ | 15000 | 19320 |



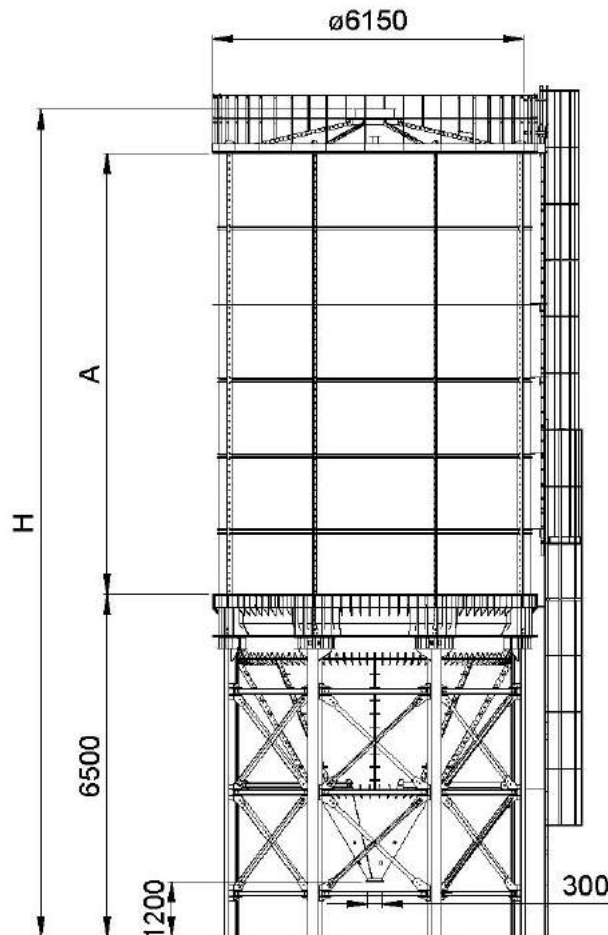
Dimension Specifications: Circular Panel Silo

| Mod. SPG 48 | | | |
|-------------|--------------------|-------|-------|
| Code | Capacity | A | H |
| SPG48.125 | 125 m ³ | 6000 | 11900 |
| SPG48.155 | 155 m ³ | 7500 | 13400 |
| SPG48.180 | 180 m ³ | 9000 | 14900 |
| SPG48.200 | 200 m ³ | 10500 | 16400 |
| SPG48.230 | 230 m ³ | 12000 | 17900 |
| SPG48.255 | 255 m ³ | 13500 | 19400 |
| SPG48.280 | 280 m ³ | 15000 | 20900 |



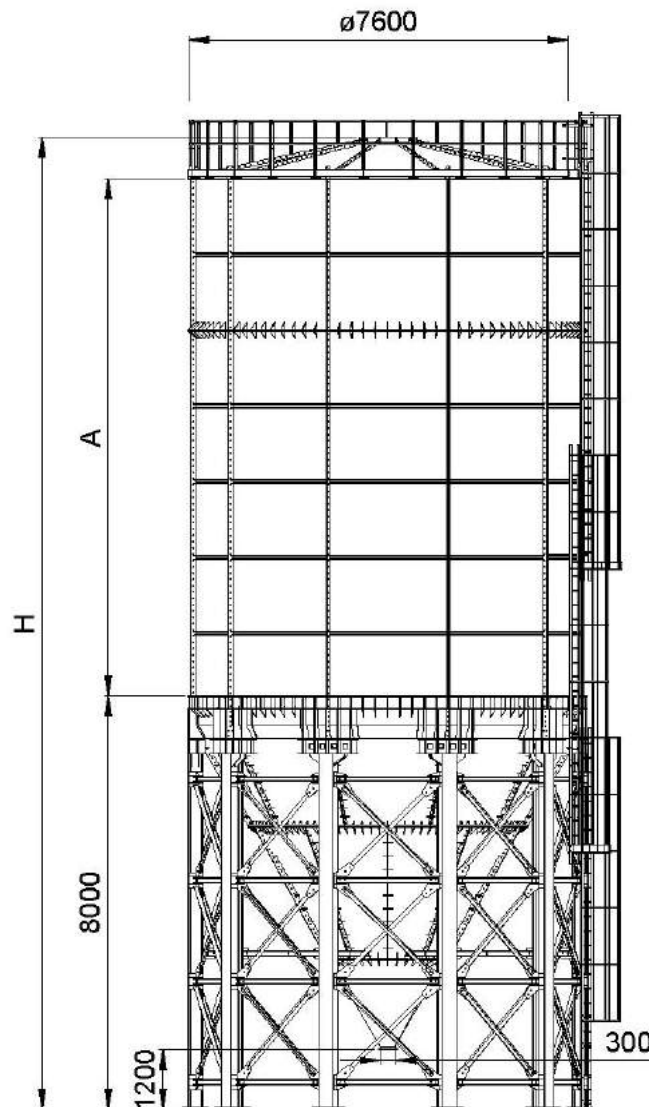
Dimension Specifications: Circular Panel Silo

| Mod. SPG 61 | | | |
|-------------|--------------------|-------|-------|
| Code | Capacity | A | H |
| SPG61.215 | 215 m ³ | 6000 | 13180 |
| SPG61.260 | 260 m ³ | 7500 | 14680 |
| SPG61.300 | 300 m ³ | 9000 | 16180 |
| SPG61.350 | 350 m ³ | 10500 | 17680 |
| SPG61.400 | 400 m ³ | 12000 | 19180 |
| SPG61.450 | 450 m ³ | 13500 | 20680 |
| SPG61.500 | 500 m ³ | 15000 | 22180 |



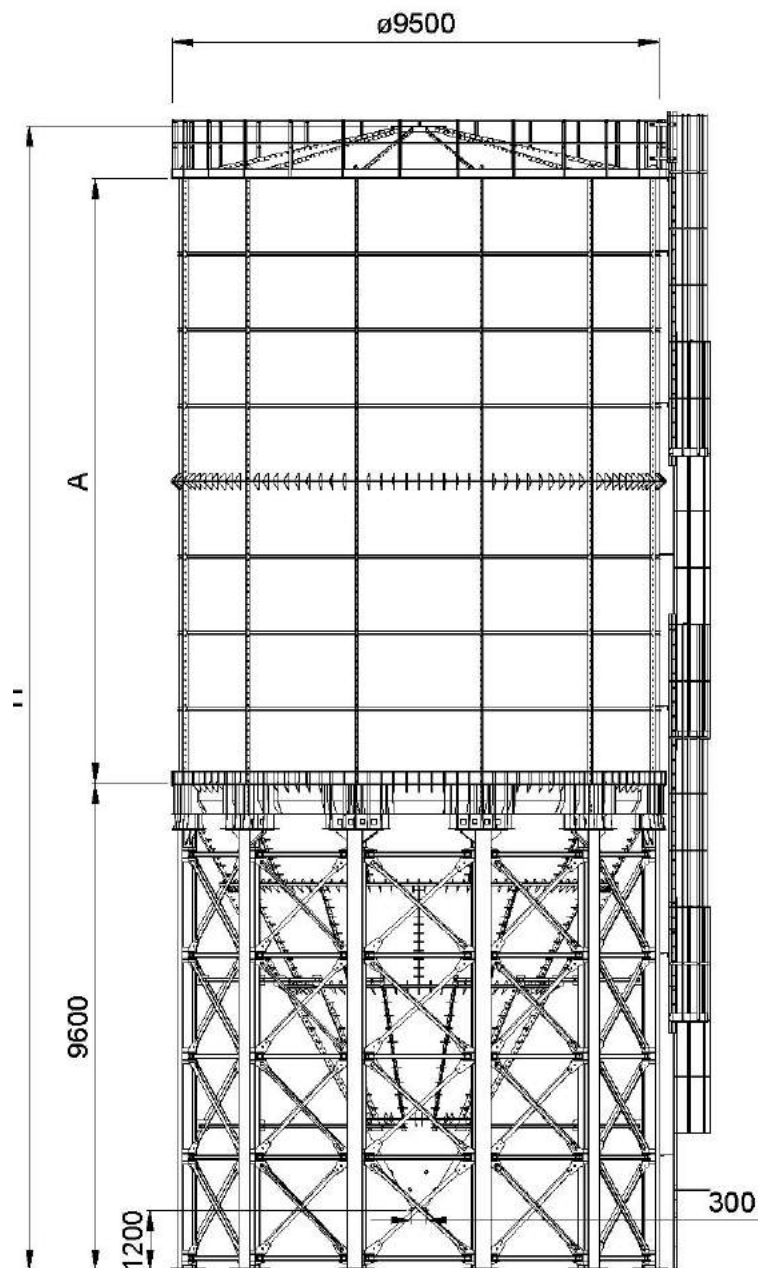
Dimension Specifications: Circular Panel Silo

| Mod. SPG 76 | | | |
|-------------|--------------------|-------|-------|
| Code | Capacity | A | H |
| SPG76.350 | 350 m ³ | 6000 | 14830 |
| SPG76.420 | 420 m ³ | 7500 | 16330 |
| SPG76.490 | 490 m ³ | 9000 | 17830 |
| SPG76.560 | 560 m ³ | 10500 | 19330 |
| SPG76.630 | 630 m ³ | 12000 | 20830 |
| SPG76.700 | 700 m ³ | 13500 | 22330 |
| SPG76.770 | 770 m ³ | 15000 | 23830 |



Dimension Specifications: Circular Panel Silo

| Mod. SPG 95 | | | |
|-------------|---------------------|-------|-------|
| Code | Capacity | A | H |
| SPG95.600 | 600 m ³ | 6000 | 16650 |
| SPG95.710 | 710 m ³ | 7500 | 18150 |
| SPG95.815 | 815 m ³ | 9000 | 19650 |
| SPG95.920 | 920 m ³ | 10500 | 21150 |
| SPG95.1000 | 1000 m ³ | 12000 | 22650 |
| SPG95.1120 | 1120 m ³ | 13500 | 24150 |
| SPG95.1240 | 1240 m ³ | 15000 | 25650 |



Dimension Specifications: Circular Panel Silo

| Mod. SPG 120 | | | |
|--------------|---------------------|-------|-------|
| Code | Capacity | A | H |
| SPG120.1060 | 1060 m ³ | 6000 | 18330 |
| SPG120.1230 | 1230 m ³ | 7500 | 19830 |
| SPG120.1400 | 1400 m ³ | 9000 | 21330 |
| SPG120.1570 | 1570 m ³ | 10500 | 22830 |
| SPG120.1740 | 1740 m ³ | 12000 | 24330 |
| SPG120.1910 | 1910 m ³ | 13500 | 25830 |
| SPG120.2080 | 2080 m ³ | 15000 | 27330 |

